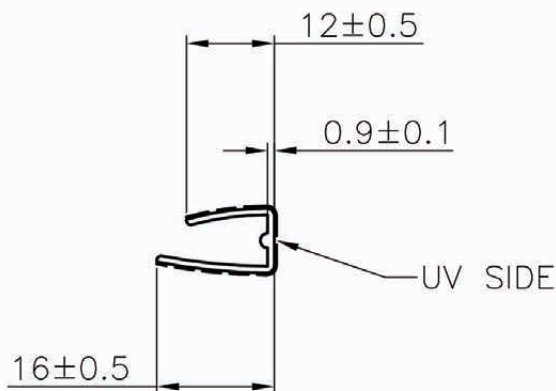


Multiwall Polycarbonate Profiles

6mm U-Channel

“Caps off sheet ends”



* Data is in metric units (mm)

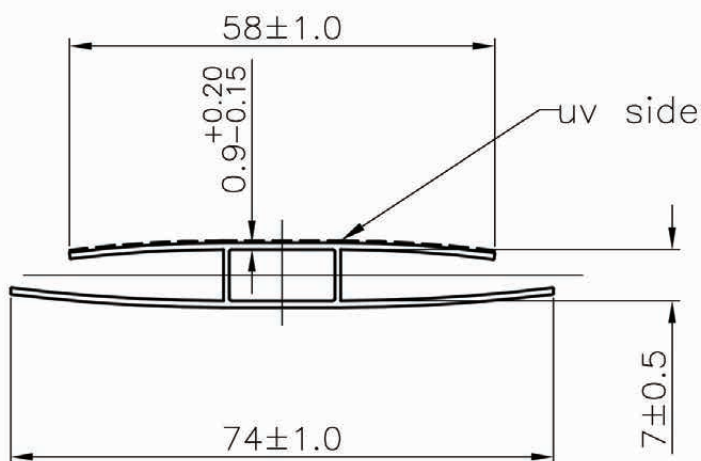
A polycarbonate U-Channel is used to cap off the top and bottom of a multiwall polycarbonate sheet, preventing dust, bugs, and moisture from entering the flutes.

INSTALLATION TIP:

Multiwall polycarbonate profiles may be used in conjunction with anti-dust tape to help prevent mold, algae, insects and dust from accumulating within the walls.

6mm H-Channel

“Transition between two sheets”



* Data is in metric units (mm)

A polycarbonate H-Channel is used to join two multiwall polycarbonate sheets together, providing a finished, professional look.

INSTALLATION TIP:

The 'longer leg' of both profiles should be installed on the inside of the sheet, facing the interior of the structure.

INSTALLATION TIP:

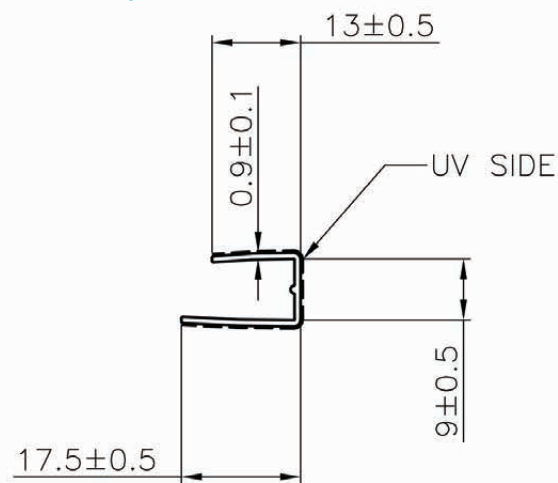
Try squirting a mild liquid dish detergent on the edge of the multiwall sheet. This will aid in sliding the profile on. Use a soft wet cloth to remove excess soap.

A WORLD OF POSSIBILITIES

Multiwall Polycarbonate Profiles

8mm U-Channel

“Caps off sheet ends”



* Data is in metric units (mm)

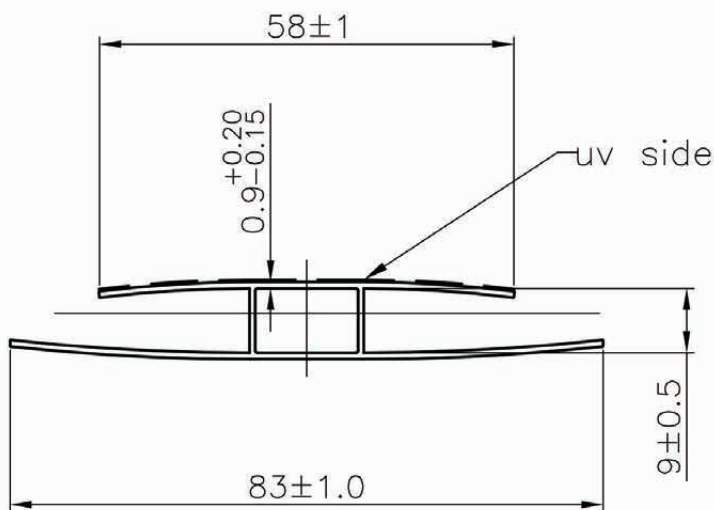
A polycarbonate U-Channel is used to cap off the top and bottom of a multiwall polycarbonate sheet, preventing dust, bugs, and moisture from entering the flutes.

INSTALLATION TIP:

Multiwall polycarbonate profiles may be used in conjunction with anti-dust tape to help prevent mold, algae, insects and dust from accumulating within the walls.

8mm H-Channel

“Transition between two sheets”



* Data is in metric units (mm)

A polycarbonate H-Channel is used to join two multiwall polycarbonate sheets together, providing a finished, professional look.

INSTALLATION TIP:

The 'longer leg' of both profiles should be installed on the inside of the sheet, facing the interior of the structure.

INSTALLATION TIP:

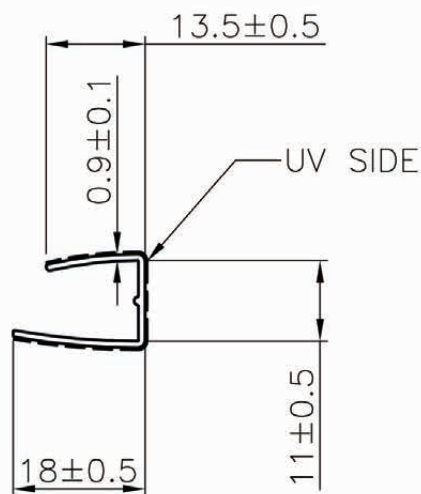
Try squirting a mild liquid dish detergent on the edge of the multiwall sheet. This will aid in sliding the profile on. Use a soft wet cloth to remove excess soap.

A WORLD OF POSSIBILITIES

Multiwall Polycarbonate Profiles

10mm U-Channel

“Caps off sheet ends”



*Data is in metric units (mm)

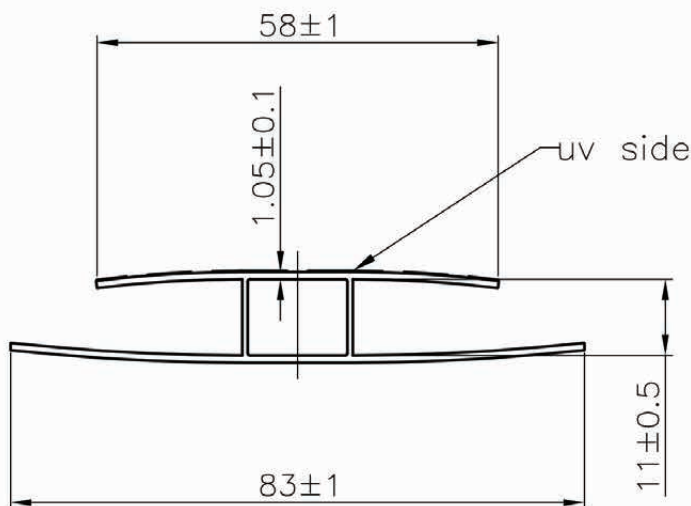
A polycarbonate U-Channel is used to cap off the top and bottom of a multiwall polycarbonate sheet, preventing dust, bugs, and moisture from entering the flutes.

INSTALLATION TIP:

Multiwall polycarbonate profiles may be used in conjunction with anti-dust tape to help prevent mold, algae, insects and dust from accumulating within the walls.

10mm H-Channel

“Transition between two sheets”



*Data is in metric units (mm)

A polycarbonate H-Channel is used to join two multiwall polycarbonate sheets together, providing a finished, professional look.

INSTALLATION TIP:

The 'longer leg' of both profiles should be installed on the inside of the sheet, facing the interior of the structure.

INSTALLATION TIP:

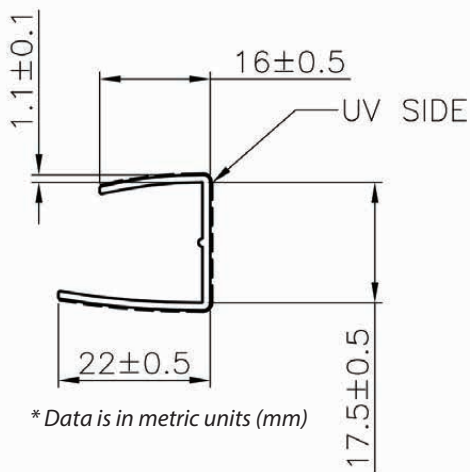
Try squirting a mild liquid dish detergent on the edge of the multiwall sheet. This will aid in sliding the profile on. Use a soft wet cloth to remove excess soap.

A WORLD OF POSSIBILITIES

Multiwall Polycarbonate Profiles

16mm U-Channel

“Caps off sheet ends”



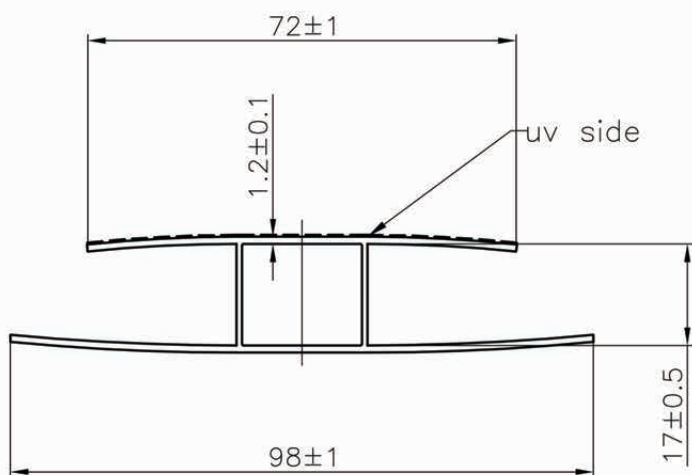
A polycarbonate U-Channel is used to cap off the top and bottom of a multiwall polycarbonate sheet, preventing dust, bugs, and moisture from entering the flutes.

INSTALLATION TIP:

Multiwall polycarbonate profiles may be used in conjunction with anti-dust tape to help prevent mold, algae, insects and dust from accumulating within the walls.

16mm H-Channel

“Transition between two sheets”



A polycarbonate H-Channel is used to join two multiwall polycarbonate sheets together, providing a finished, professional look.

INSTALLATION TIP:

The 'longer leg' of both profiles should be installed on the inside of the sheet, facing the interior of the structure.

INSTALLATION TIP:

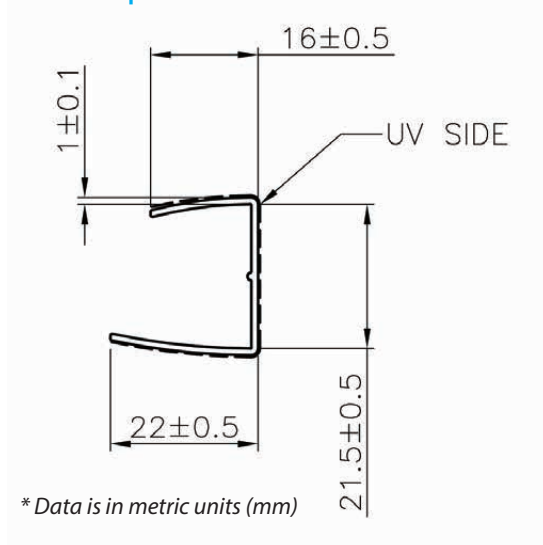
Try squirting a mild liquid dish detergent on the edge of the multiwall sheet. This will aid in sliding the profile on. Use a soft wet cloth to remove excess soap.

A WORLD OF POSSIBILITIES

Multiwall Polycarbonate Profiles

20mm U-Channel

“Caps off sheet ends”



A polycarbonate U-Channel is used to cap off the top and bottom of a multiwall polycarbonate sheet, preventing dust, bugs, and moisture from entering the flutes.

INSTALLATION TIP:

Multiwall polycarbonate profiles may be used in conjunction with anti-dust tape to help prevent mold, algae, insects and dust from accumulating within the walls.

INSTALLATION TIP:

The 'longer leg' of the profile should be installed on the inside of the sheet, facing the interior of the structure.

INSTALLATION TIP:

Try squirting a mild liquid dish detergent on the edge of the multiwall sheet. This will aid in sliding the profile on. Use a soft wet cloth to remove excess soap.