

## Airplane Hangar Gets a Refresh "PVC Panels Provide Contemporary Aesthetics"



Airplane hangars are more than just storage spaces for aircraft; they are hubs of activity, requiring a balance of aesthetics and functionality. PVC corrugated liner panels have become a popular choice for hangar interiors due to their remarkable durability, ease of installation, and outstanding versatility.

Matt Gibbs, an aviation enthusiast, chose the virtually indestructible Agrilite™ Greca PVC corrugated liner panel to cover the interior walls of his airplane hangar. "The area I needed to cover was purely for aesthetics. I

wanted panels that were light, structurally strong, didn't need painting, and would cover a fairly large area with each sheet."

The sleek, modern look of the Agrilite™ Greca PVC corrugated panel completely transformed the interior of Matt's hangar, creating a clean and professional atmosphere. The panels' attractive white finish enhanced the interior lighting and contributed to a brighter, more inviting space.



This polished aesthetic is particularly important in environments like airplane hangars, where attention to detail reflects the precision and care associated with the aviation industry.

When asked what he liked most about working with the Agrilite™ Greca PVC panel, Matt highlighted the following product features: "They are strong, light in weight, can cover a large area, are easy to cut, and pop back into shape if you bend them too far. They're easy to work with and have a smooth, bright finish. The J-channels cut easily and provide a trimmed and professional look to the installation."

Agrilite™ Greca PVC corrugated liner panels overlap seamlessly, ensuring a tight fit that eliminates gaps and enhances the overall finish. For airplane hangars, where covering large walls and ceiling surfaces is often required, the panels' lightweight nature is a game-changer!

**Matt found the installation of Agrilite™ Greca PVC liner panels to be "easy and instantly satisfying" and said he will purchase them again for future projects.**

Owners and contractors of light industrial buildings like using the Agrilite™ Greca PVC panel for its ease of



installation. Panels are easy to handle, install quickly, and can be cut using basic woodworking tools. No special tools needed! In addition, these panels do not require a heavy-duty support system. Agrilite™ Greca PVC panels are an affordable option, minimizing both labor and material costs.



Big or small, airplane hangars require building materials that can withstand tough conditions, including temperature fluctuations, moisture, and physical impacts. Agrilite™ Greca PVC corrugated liner panels are extruded from a high-quality PVC compound, offering exceptional resistance to wear and tear.

Once installed, these strong, rust-proof panels require minimal maintenance and are easy to clean with conventional spray equipment. Non-flammable and impact resistant, Agrilite™ Greca PVC panels resist stains, scratches, and discoloration, making them an ideal choice for the most demanding applications.

## Featured Product

### Agrilite™ PVC Corrugated Liner Panel

Light in weight, Agrilite™ is a durable corrugated PVC liner panel that is highly resistant to impact and most chemicals.



These wall and ceiling panels are virtually indestructible and are ideal for the most demanding agricultural, industrial, and commercial applications.

- **Bright White, Reflective Finish**
- **Easy-to-Clean, Smooth Surface**
- **Non-Flammable & Rust Proof**
- **Resists Marking & Scratching**
- **Economical & Low Maintenance**

Easy to handle, install, and maintain, Agrilite™ PVC panels will not rot, corrode, develop structural cracks, or require refinishing if kept reasonably clean of dirt and debris. Also available: Agrilite™ PVC profiles for a finished, professional look.



*Agrilite™ PVC  
corrugated liner panels  
are a cost-effective  
alternative to metal.*

*Available in two profiles:*

*Agrilite™ Greca &  
Agrilite™ MR9*

[Visit Product Page](#)


## DIY Tip of the Month

### Stay Warm On The Ice

Are you looking forward to doing some ice fishing this winter but maybe not the weather that comes with it?



## Winter Storage Advice



Cold, wet, windy days can take the fun out of fishing through a hole in the middle of a frozen lake.

Stay warm and comfortable in a portable shelter! Building a fishing shanty is a fairly simple DIY project that will provide protection from nature's frigid elements and help you stay out longer on the ice.



Depending on your budget, an ice fishing shanty can be built out of a number of different materials from plywood to repurposed

building materials. Size, height, and weight should all be taken into consideration.

Durable, lightweight, and easy to install, corrugated polycarbonate panels are a great option for the windows or siding, offering peripheral views for monitoring tip-ups and weather conditions.

*If you're interested in saving some cash, AmeriLux offers substantial discounts on select overstocked polycarbonate sheets. For current inventory status and pricing, [please click here to send a message.](#)*

**Q:** How to store and handle Polycarbonate and PVC panels during the winter months.

**A.** Polycarbonate and PVC panels can be stored outside temporarily in the rain or snow. Stack sheets on a raised platform protected from the wind. Even though the sun's strength decreases during the winter, do not expose stacked sheets to direct sunlight.

Cover with an opaque, protective material. Covering the polycarbonate sheets will also prevent dirt and debris from entering the flutes. Ideally, panels should be stored in a dry, well-ventilated, shaded area.

Prior to installation, bring the Polycarbonate and/or PVC panels inside, lay flat (uncovered), and allow the sheets to acclimate to the temperature of the room where they will be installed or in a room with the same climate conditions for a period of at least 48 hours.

[More FAQs](#)

## How to Cut Corrugated Polycarbonate Sheets



### CUTTING CORRUGATED POLYCARBONATE SHEETS

Polycarbonate corrugated sheets can be cut with common household tools. The length, width, and type of cut will determine the best cutting method. If using a power tool, a fine-tooth plywood blade with at least 10 teeth per inch is recommended. Make sure to wear gloves and safety glasses!

Before cutting, clamp the sheet to the work surface to avoid vibration and ensure clean cuts. We recommend cutting 3-4 sheets at a time. When making pointed turns in the direction of the cut, drill a hole where the two cuts intersect and then cut through the hole. Make sure to blow off any debris with compressed air prior to installation.



A circular saw is recommended for straight, long cuts.

#### CHOOSING THE RIGHT TOOL:



A jigsaw or metal cutting shears works well for curves.



A tin snips may be used for cutting individual sheets.

## Links of Interest

- [The Common Rooms is a new gathering space in north London's Stamford Hill that features a series of timber partitions and polycarbonate clerestory windows.](#)
- [Located in Intelhorce, Málaga, the Mayoral Logistics Center's façade is comprised of an inner translucent polycarbonate layer and a micro-perforated zinc sheet outer](#)

layer, allowing passage of natural light.

- The redesign of this family home in Austin, Texas, included a carport covered with corrugated polycarbonate roof panels, offering weather protection as well as natural lighting.

## Company Highlights

### Meet the A-Team

Employee Spotlight | Elizabeth Horst

In October of 2023, Elizabeth joined the A-Team as an Account Manager with AmeriLux International. She enjoys building relationships with her customers and the ability to make business decisions that will best serve them. "Within my role I manage a set of customer accounts and budgets that are attached to those accounts. By doing that, I am supporting these customers to best serve their customers with the best product."

Elizabeth would define the culture at AmeriLux as a place where you want to come to work. "There is fun, laughter, and a good work ethic. This is a company that encourages you to grow and make plays. Along with that, there is trust in the employees to make moves and decisions."

When asked her opinion on the importance of first impressions, Elizabeth said a good first impression is the most important part when you are working in customer service because this is how your customer will remember about you. "First impressions can and will immediately set the tone of the relationship and/or partnership."



*"A lot can be told and read within the first interaction that you have with others."*

### Don't Confuse Activity With Results



"We don't complain or blame when problems arise but focus on effective solutions. When evaluating decisions and outcomes, we continually ask: "Is it effective?" We prioritize things that contribute positively to a "win," and avoid things that are neutral or negative. We measure the usefulness of our activity by the meaningful results we produce."

**January's Brand Ambassador: Nick Steffens**

Process Engineer - Shape Products

[How We Succeed at AmeriLux](#)

### Upcoming Trade Shows

We have an exciting February ahead! If you plan on attending any of these shows, please make sure to stop by our booth and say hello to the sales team. We'd love to hear about your next project!



**World Ag Expo | February 11 - 13**

- International Agri-Center, Tulare, CA
- Booth# 6739 & 6740

**International Roofing Expo | February 19 - 20**

- Henry B. Gonzalez Center, San Antonio, TX
- KLAR Booth# 8144

**International Builders Show | February 25 - 27**

- Las Vegas Convention Ctr., Las Vegas, NV
- Booth# SU8079

**Southwest Carwash Show | February 26 - 28**

- Fort Worth Convention Ctr., Fort Worth, TX
- Booth# 345



**The AmeriLux Family of Companies**

[AmeriLux International](#)

[AmeriLux Transportation & Logistics](#)

[Shape Products](#)



AmeriLux International LLC | 1300 Enterprise Drive | De Pere, WI 54115 US

[Unsubscribe](#) | [Update Profile](#) | [Constant Contact Data Notice](#)



Try email marketing for free today!