

September 2019

## AmeriLux News



### Fall Home Improvement Projects "Polycarbonate: A Versatile Glazing Option"

The weather is changing, and the temperatures are getting colder. Featuring high light transmission, excellent thermal properties, and outstanding impact strength, polycarbonate is an ideal glazing choice for a variety of DIY projects.

#### Entry Door Windbreak

A windbreak is a great way to draft-proof exterior doors during the cold winter months.

Virtually unbreakable, multiwall polycarbonate can withstand the impact of harsh winds, blowing snow, and flying ice particles.



#### Secondary Window Glazing


A lot of heat is lost through single-glazed windows as the weather cools down. Multiwall polycarbonate performs well as a

secondary glazing. The cellular structure traps air between the layers, providing excellent thermal performance and potential energy savings.

#### Firewood Storage

### Featured Product

LEXAN™ VEROLITE™  
8mm Twin Wall



LEXAN™ VEROLITE™ 8mm twin wall polycarbonate sheets are a versatile and economical alternative to traditional glazing. Available in clear, opal and bronze, LEXAN™ VEROLITE™ is a great material choice for many projects including sheds, canopies, patio coverings, and room partitions.

- High Light Transmission
- Excellent Thermal Insulation
- Virtually Unbreakable
- Easily Fabricated On-Site
- Anti-Drip/Anti-fog Feature

If you would like to learn more about LEXAN™ VEROLITE™ polycarbonate sheets, click the product brochure link below or call 888.602.4441 to speak to an A-Team member today!

[Product Brochure](#)

### Ask the Tech Expert



**Q.** What is the best temperature for installing my polycarbonate panels?




Keeping wood dry requires protecting it from the elements. Lightweight and easy to work with, multiwall and/or corrugated

polycarbonate panels can be used to build both the walls and roof of a woodshed. Your firewood will be ready to use even if it's raining or snowing outside. And, you'll save space in your garage!

### Deck or Patio Cover

Who says you can only enjoy your deck or patio during the summer months? Grill all year round, whatever the weather, with a polycarbonate deck or patio cover. Translucent corrugated panels provide overhead coverage from rain and snow without sacrificing natural daylight.



### Window Well Covers

Unsightly leaf pile-up, potential intruders, and possible falls may result from an open window well.

These issues can be prevented by installing a polycarbonate window well cover. Multiwall polycarbonate offers outstanding impact performance and can withstand flying stones, hail, and accidental impact.

Multiwall and corrugated polycarbonate are easy to handle, fabricate, and install with common household tools, making these fall home improvement projects great for do-it-yourselfers.

### Fall and Winter Polycarbonate Tips

**Storage:** Polycarbonate panels should be laid flat and stored on a raised platform. Even though the sun's strength decreases in winter, do not expose stacked sheets to direct sunlight. Store the sheets in a dry, well-ventilated, shaded area.

**Cleaning:** Periodically cleaning polycarbonate, including removal of leaves and debris, helps maintain its mechanical properties. To remove most dirt and grime, simply rinse panels with water and dry using a soft cloth. If needed, a mild household detergent may be used. Do not use aggressive cleaning agents. Always rinse panels thoroughly after cleaning.

**A.** During the day and throughout the year, temperature fluctuation causes the expansion and contraction of polycarbonate panels.

Increases in temperature expand or lengthen panels while decreases in temperature contract or shorten panels. Planning for this thermal expansion before and during installation is very important.

If you are installing in colder weather (about 45 degrees F or less) or hotter weather (about 75 degrees F or warmer), it is recommended that panels be heated or cooled to about 60 degrees F. This will prevent panels from going directly from their most expanded state to their most contracted, or vice versa.

[More FAQ's](#)

### DIY Tip of the Month "Fastener Selection"



Successful installation of polycarbonate requires use of the correct fastener for your specific project. Proper fastener selection helps ensure the panel system will last for years.

### Consider the following when choosing a fastener for your project:


- Type of structure – wood or metal?
- Thickness of the polycarbonate panels.
- Screw length needed for secure anchoring.
- Does the screw color matter?
- Indoor or outdoor application?

[Click here to read more about quality fasteners offered at AmeriLux or call 888.602.4441 for additional product information.](#)

## Company Highlights

Meet the A-Team | Monica Korinko

As much as they loved living in Kentucky, Monica Korinko and her husband wanted to be closer to their families in Waukesha and Menomonee Falls. So, they took a huge leap of faith and moved back to Wisconsin this past summer. In early June, Monica joined the AmeriLux A-Team as a Customer Relations Manager.



When asked about her first impression of AmeriLux, Monica had this response: "The culture – it's unlike any other company I've worked for! The positive, team-oriented atmosphere was something I wanted to be a part of."

Monica believes everyone should see themselves as customer relations representatives, no matter their role or responsibilities. Each department is key to fulfilling the needs of the customer. It's a philosophy that she feels keeps customers coming back.

Working together with her peers, Monica enjoys identifying ways in which AmeriLux can improve its day-to-day operations. "It's nerdy, but I find it rewarding when we can find ways to boost productivity and efficiency. It not only benefits the team, but also the customer experience as well, a win – win!"

*"We are thrilled and forever grateful to be back in Wisconsin and a part of the AmeriLux family!"*

**Fun Fact:** Monica's seen Saturday Night Live, live!



## September's Brand Ambassador

This month's Brand Ambassador is Sadig Huseynov. He is being recognized for exemplifying the AmeriLux core value statement "Don't Judge People on Their Worst Moments" Congratulations Sadig!

*"This is such a simple statement yet very logical and easy to follow. The only direction or way from rock bottom is up. I do my best to follow this statement as much as I can because I've seen this quite a few times in my life. I can't appreciate enough the people that haven't judged me on my worst."*

– Sadig Huseynov, AmeriLux Logistics Account Manager

TO LEARN MORE ABOUT HOW WE SUCCEED AT AMERILUX, [CLICK HERE](#)



## Oshkosh Terrain Race | Mud Run 2019

Several members of the AmeriLux A-Team and their friends and family spent this past Saturday climbing rope walls and trudging through murky mud pits. The 5K Terrain Mud Race was held at the EAA Aviation Center in Oshkosh, Wisconsin and featured over 20 physically and mentally challenging obstacles.



Whether they ran, walked, or crawled their way through the muddy course, everyone crossed the finish line mud-covered and triumphant. There was lots of fun and laughter had by all. Check out how dirty and muddy they are in the after picture. Great job everyone!

## Links of Interest:

- [The Room is a flexible workspace developed by Nook Architects. Anchoring the main room of the office are two 'blackened spruce wood boxes' fronted by translucent polycarbonate, which can be used for meetings or workshops.](#)
- [TRS workshop uses recycled shipping containers and polycarbonate to create a modular prototype for low-cost yet comfortable housing in Peru.](#)

AmeriLux International | AmeriLux Logistics

Phone: 920-336-9300 or 888.602.4441

Email: [info@ameriluxinternational.com](mailto:info@ameriluxinternational.com)

Website: [www.ameriluxinternational.com](http://www.ameriluxinternational.com)

Connect with us

