




Retired Monkeys Enjoy Peaceful Sanctuary

Polycarbonate Domes and Walkways



Founded in 2004 by Amy Kerwin, Primates Incorporated is a monkey sanctuary located in the town of Springfield in Marquette County, Wisconsin. The mission of this non-profit organization is to provide a spacious and enriching place for monkeys to live out their lives after they have been retired from laboratories and the pet trade. This peaceful sanctuary is currently home to eight 'retirees.'

Primates Incorporated sanctuary sits on nineteen beautiful acres of wooded land

and mixed meadow fields. The current residents inhabit safe and secure indoor buildings with plenty of space for monkeying around. These indoor buildings are connected by walkways to 'greenhouse domes' and outdoor structures so the monkeys can enjoy the weather when it's nice and sunny.

The sanctuary's greenhouse domes are glazed with high-performance multiwall polycarbonate panels. This innovative housing design provides wonderful spaces for the monkeys to enjoy plenty of natural daylight without mother nature's elements getting in their way.


For additional protection from the snow, wind, and rain, the monkey's walkways have also been covered with multiwall panels. Because multiwall polycarbonate is light in weight and easy to handle, installing the cut-to-size panels was a simple task for volunteers of the sanctuary.

When asked why multiwall polycarbonate was chosen as the glazing material, Amy had this response: "It lets sunlight in and has some insulation properties. It doesn't break if dropped. It is also lightweight, durable, moveable, and is a great material



for wrapping around their walkways.”

The covered walkways provide the monkeys with another enclosure to travel to in addition to their outdoor structures. As far as everyone at the sanctuary can tell, the resident monkeys appear to be very satisfied with their new polycarbonate enclosures. [Check out happy domes day!](#)



Primates Incorporated hopes to build up to five separate building structures over the next twenty years — enough space for one hundred retired monkeys! “Our vision for this sanctuary is to serve as a prototype for other communities to establish their own sustainable versions so that the thousands of primates who have a chance at retirement can live at a peaceful and spacious sanctuary, such as this one.”

Visit www.primatesinc.com to meet the retirees and learn more about how this sanctuary is helping those like them retire

in dignity from research facilities, private ownership, and the entertainment industry.

Featured Product

CoverLite® Multiwall Polycarbonate Sheet

Stocked in a variety of colors, thicknesses, and structures, CoverLite® multiwall offers high light transmission and excellent thermal insulation properties in a durable yet cost-effective polycarbonate sheet. Lightweight and flexible, CoverLite® multiwall polycarbonate is easy to handle and install. Sheets can be bent on site and will not crack or splinter when fabricated.

- High Light Transmission
- Virtually Unbreakable
- Easily Install w/ Basic Tools
- Economical Choice

The versatile CoverLite® multiwall polycarbonate sheet is a great economical alternative to traditional glazing for a wide range of applications, including greenhouses, pool enclosures, office dividers, pergolas, carports, canopies, deck covers, and more!



Need help finding the right glazing panel for your next project?

[Click here to email your questions to a product expert.](#)

**Product
Brochure**

DIY Tip of the Month

Cleaning Polycarbonate Sheets

If you have a polycarbonate roof over your

Frequently Asked Polycarbonate Question

Q: What is the best way to transport, handle, and store polycarbonate and PVC sheets?

deck or patio, spring is a good time to clean any debris that might have accumulated over the winter months. While regular rain showers will wash away most of the dirt and leaves, cleaning the sheets periodically will help maintain their integrity.



We recommend cleaning sheets with lukewarm water and a mild household detergent. Use a soft rag or sponge to avoid scratching the sheet's surface. Never use abrasive cleaning agents or glass window cleaners. To clean large areas of polycarbonate, a power washer on the mist setting may be used.

To see a demonstration and learn more about cleaning your polycarbonate sheets, [click here](#) to watch our YouTube video.

A: During transportation, stack the sheets on a sturdy pallet or in a wooden crate that is as long as the longest sheet. The sheets should be stacked horizontally from longest at the bottom to shortest on top. Make sure to secure the sheets to the pallet to limit movement.

When handling polycarbonate and PVC sheets, always pick the sheets up and carry them. Do not drag sheets along the ground or over rough surfaces. Never walk, jump, or drive on sheets.

Store sheets on a flat, raised surface in a cool, dry place indoors. Like during transportation, lay sheets flat and stack them from longest to shortest. Keep sheets out of direct sunlight. Do not store polycarbonate and PVC sheets in contact with one another.

[More FAQs](#)

Multiwall vs. Corrugated for Greenhouse Glazing


Multiwall vs. Corrugated Polycarbonate




If you're looking to build a greenhouse, the choice of whether multiwall or corrugated polycarbonate is a better fit depends on the climate you live in and style of greenhouse you're looking for.

Corrugated polycarbonate is less expensive, but the single wall construction offers less heat retention. If thermal properties are important, multiwall polycarbonate sheets trap air between the sheet layers, making the energy savings worth the extra investment.

Multiwall Polycarbonate Greenhouse



Corrugated Polycarbonate Greenhouse



For help choosing the best glazing product for your greenhouse, call 888.602.4441 to speak to a knowledgeable member of the A-Team!

Links of Interest

- [A polycarbonate facade provides insulation and daylight in this Australia home](#)
- [The Whitemud Equine Centre's new building in Edmonton uses multiwall polycarbonate panels for controlled daylighting](#)
- [This vibrant all-blue house features translucent, full-height polycarbonate panels inside for visual continuity and brightness](#)

News from Shape Products

Do I Need to Replace my Window Well?

If we had to guess, homeowners probably aren't paying much attention to their window wells. Aside from [yearly cleaning and maintenance](#), how often do you check the condition of your

window well? Ensuring your well is functioning properly could save you time and money in the future.

We know that you can't catch it all, that's why we've put together a list to help you identify when your well could be beyond repair and it's time for replacement.

Flood or Moisture Damage

If you notice leaking or flooding near the window, it could be a sign that your window well needs replacement. There are multiple factors that could contribute to this, including a drain clog, broken window, or issues with the window well lining.

Visible Rust, Rot, or Deterioration

Metal or wooden window wells can show signs of old age with rust, rot, and deterioration. If you notice signs of this on your window well, it may be time to consider a replacement.

Fiberglass or plastic window wells are a perfect replacement solution. These products will never rust, rot, or deteriorate and are built to withstand extreme elements.

If you notice an issue with your window well, it's important to replace it promptly to avoid unwanted damage to your basement or window. At Shape Products, we offer a variety of window well solutions. Contact us today to discuss your window well replacement.

Company Highlights

Meet the A-Team

Employee Spotlight | Jerry DeMeuse

Jerry joined the AmeriLux Logistics team as the Director of New Business Development this past fall. His role involves seeking out and closing on new customers who will benefit from AmeriLux's transportation management services. With over 25 years of leadership experience in the industry, Jerry brings valuable insight and knowledge regarding customer and carrier relations, pricing and revenue management, and selling logistics.

When asked about his first impression of AmeriLux, Jerry shared that he was impressed with the history and successful growth of the company. "Working within a team of dedicated and professional employees, selling the AmeriLux brand, and driving value for our customers" are among Jerry's favorite parts of his role. He also enjoys working with the drivers of AmeriLux Transportation, who he describes as "awesome team members who deliver world-class service."



"I was excited about the opportunity to join the AmeriLux Family of Companies, and the high growth expectations for the future."

We'll Be Even Better Tomorrow



At AmeriLux, we know the importance of continuous improvement, even in the face of success.

"We do the basics really, really well as a first priority, but we aren't comfortable with the status quo. We are always learning in the service of winning. We challenge ourselves to continuously pursue the next step in growth, personally and professionally. We

This Month's Brand
Ambassador is
Max Vanderheyden,
AmeriLux Logistics
Account Manager

don't settle for today's success, but use the magic of momentum to keep building a more successful tomorrow. 'It's amazing what's possible when you don't know what's impossible.'"

How We Succeed at AmeriLux

The AmeriLux Family of Companies

[AmeriLux International](#)

[AmeriLux Transportation & Logistics](#)

[Shape Products](#)

