

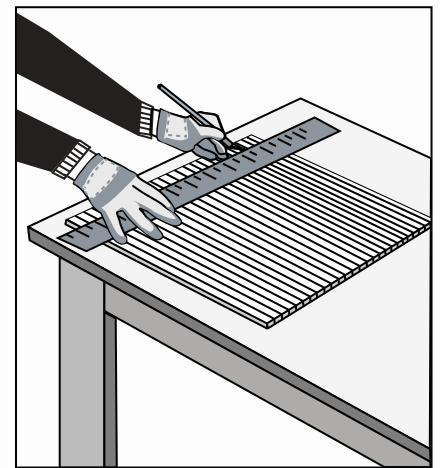
## Fluted Polypropylene Installation Guide

### Cutting

Fluted polypropylene sheets (commonly known as Coroplast) are easy to work with and can be cut with a sturdy scissors or basic utility knife. There are also several commercial cutters available. Make safety a priority. Always wear protective eyewear and gloves!

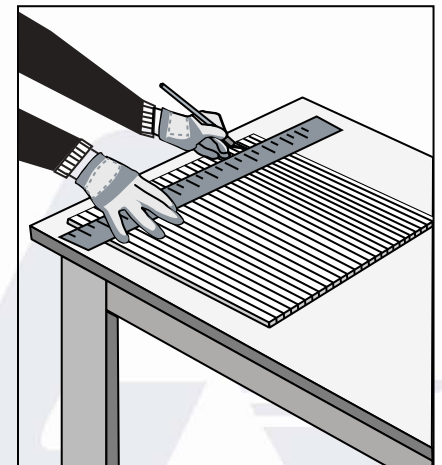
#### 1. *Cutting or scoring across the flutes*

- a. Lay the fluted polypropylene sheet on a flat, clean surface. Measure and mark the location of the desired cut with a ruler.
- a. Use a straight edge to guide the utility knife. Pressing gently yet firmly, run the blade along the marked line to achieve a clean cut.
- b. For best results, several light passes with the utility knife is recommended instead of one heavy-pressure swipe.
- c. Folding against the flutes requires scoring through the top layer, leaving the bottom layer to act as a hinge.
- d. To prevent getting scratched by sharp edges, wipe with methylated spirits for adhesion (denatured alcohol) and cover with a high bond tape that sticks to fluted polypropylene.



#### 2. *Cutting or scoring along the flutes*

- b. Lay the fluted polypropylene sheet on a flat, clean surface. Measure and mark the location of the desired cut with a ruler.
- c. Because it is more difficult to achieve a straight edge when cutting parallel to the flutes, a commercial cutter with angled blade is recommended.
- a. Use a straight edge to guide the commercial knife. Pressing gently yet firmly, run the blade along the marked line. The result is an accurate clean cut.
- b. If a fold is desired, gently score without cutting through surface and bend the sheet.

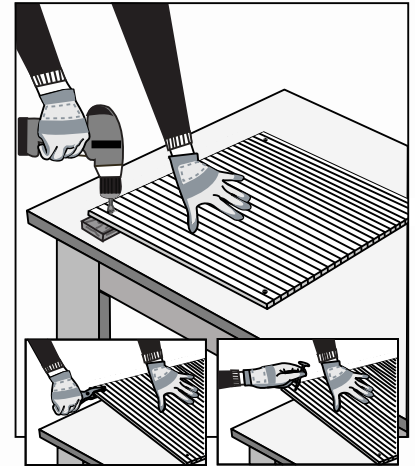


## Drilling

It's possible to drill fluted polypropylene. For best results, use a spade bit or a drill bit with small side spurs for clean holes.

### *Additional options for creating holes*

- A heated nail can be used to melt holes in the plastic
- A hole punch may also be used



## Gluing

Fluted polypropylene is hard to glue. Specialized hot melts or polyurethane construction adhesives may work in some applications. Please check with the manufacturer to confirm compatibility.

## Display

A-frame sign holders, wire stakes, or hooks may be used to display fluted polypropylene as signage.



1/17/2020