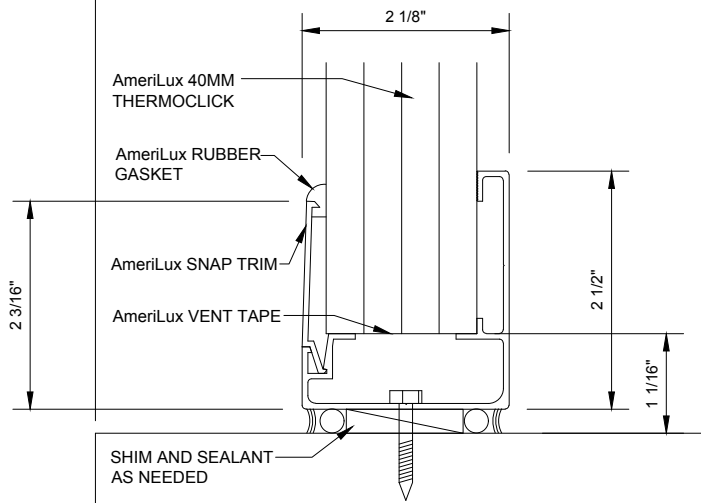
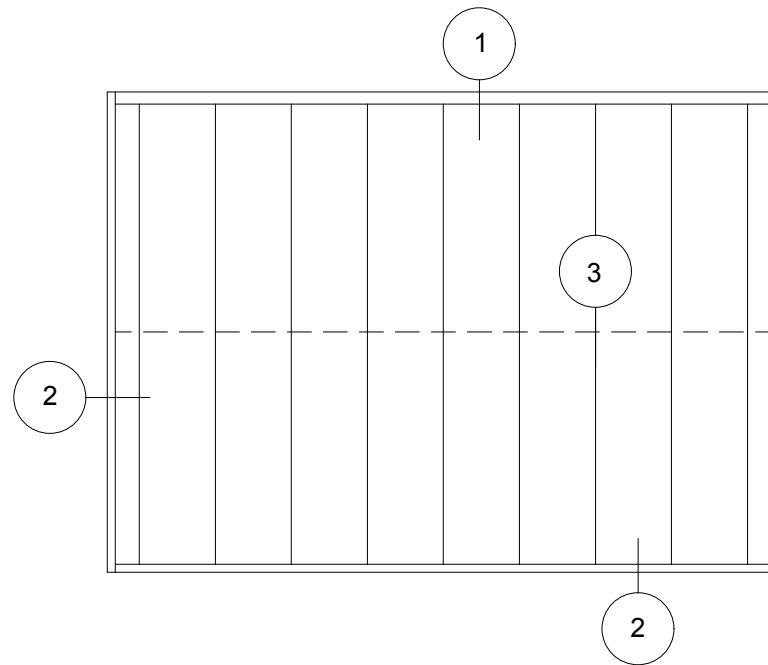
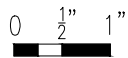


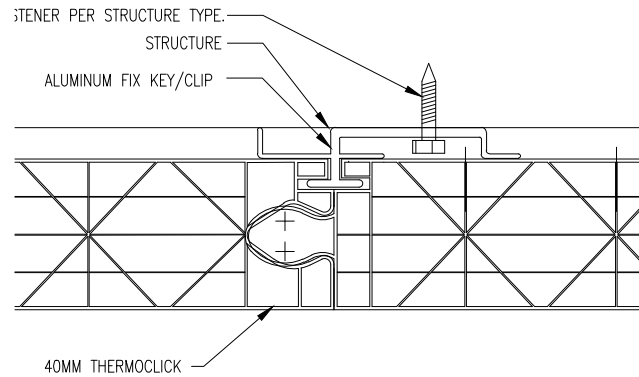
1 ONE PIECE HEAD
6" = 1'-0"



2 TWO PIECE BASE/JAMB
6" = 1'-0"



TYPICAL ELEVATION
1/4" = 1'-0"



3 PANEL CONNECTION
6" = 1'-0"

40mm LEXAN™ THERMOCLICK™ SIMPLE ALUMINUM PROFILE

Drawings and technical reports are provided for reference only. Drawings are not project specific and are for product representation only. Actual products may vary. These drawings are the property of AmeriLux International and are to be used solely as a representation of AmeriLux products. These designs may not be recreated/produced without the expressed, written consent of AmeriLux.

All information, recommendations, or advice given by AmeriLux International employees or partners, written or oral, is given in good faith and is thought to be accurate and current. It is the responsibility of each product user to ensure the product is used in compliance with current environmental and legal requirements specific to each product application. AmeriLux International and its partners will not be held liable for incorrect or improper use of its products.

AMERILUX HEREBY DISCLAIMS ANY WARRANTIES, EXPRESS OR IMPLIED, INCLUDING IMPLIED WARRANTY OF MERCHANTABILITY AND/OR IMPLIED WARRANTY OF FITNESS FOR A PRACTICAL PURPOSE. AMERILUX SHALL NOT BE LIABLE FOR ANY INCIDENTAL, CONSEQUENTIAL, OR PUNITIVE DAMAGES.