

Outdoor Living at its Best "Polycarbonate Covered Pergola"



If you live in the Midwest, you know how unsettled the weather can be. One day it's hot and sunny, and the next it's cold and wet. This unpredictability is why Steve, who lives in Wisconsin, decided to put a cover over his backyard pergola.

Uncertain of what would work best for his needs, Steve researched several pergola cover options. He knew he wanted a roofing panel that was clear, so it wasn't overly noticeable from below. A lightweight panel that was easy to install yet strong enough to handle heavy, wet snow loads was also important.

With these product features in mind, Steve decided to cover his pergola with LEXAN™ THERMOCLEAR™ Clear 2UV 16mm polycarbonate panels. These high-performance multiwall panels have a triple-wall structure, offering more rigidity and strength than a twin-wall panel.

Next came the decision on which install accessories to use. Steve went with an aluminum base and cap system in a mill finish because he liked the way the aluminum profiles completed the look of his pergola.

When asked if he had any install tips to share after completing his project, Steve had this advice: "Definitely do the pitch that is recommended." The correct roof pitch will ensure any condensation that forms inside the multiwall panel's flutes drains out properly.

Before installing the pergola cover, Steve's deck would get very hot and uncomfortable in the summer, making it hard to walk on or sit out there for very long. Now, because the polycarbonate panels provide UV-blocking protection, the decking area stays much cooler. "With the cover, we are able to use our deck for more months throughout the year."

Not only does Steve's pergola cover look great, but it also keeps the outdoor furniture dry and helps prevent fading. When asked if he would have done anything differently, Steve said he wished he would have installed the polycarbonate roofing panels sooner.

"My friends and family love it. They love how it doesn't



block the sunlight, but still protects from the beating sun.”



A covered pergola is the best of both worlds. Covers can be built out of various materials, each with its own pros and cons. Keep in mind, the roofing product chosen will determine the overall look and comfort of your outdoor living space. Consider both aesthetics and function!

If you are looking to cover your pergola, look no further than polycarbonate. Translucent polycarbonate panels provide protection from nature's elements while allowing an abundance of light to filter through.



For more product information, contact a member of the A-Team today at 888-602-4441.

LEXAN and THERMOCLEAR are trademarks of SABIC.

Featured Product

LEXAN™ THERMOCLEAR™ 16mm

A well-known brand, the LEXAN™ THERMOCLEAR 16mm polycarbonate sheet combines high light transmission and excellent thermal insulation in a lightweight yet durable sheet.

Featuring three walls and two ‘air-trapping’ layers, the sheets triple-wall structure increases its thermal insulation properties and its overall strength to withstand higher wind and snow loads.

The two-sided ultraviolet (UV) protection provides long-term weather resistance and eliminates accidentally installing the sheet with the unprotected side facing outward.

From residential patio and deck covers to commercial canopies and awnings, the high-performance LEXAN™ THERMOCLEAR 16mm polycarbonate sheet is a great choice for your next roofing project.



LEXAN™ multiwall sheets can be relied upon to deliver high quality, low maintenance glazing that is designed to last for years.

[Visit Product Page](#)

DIY Tip of the Month

Polycarbonate Roofing Panels

Spring will be here before we know it! Want to take advantage of the longer days and warmer

Multiwall vs. Corrugated Sheets


temperatures ahead regardless of whether it is sunny or rainy? Cover your favorite outdoor space with a polycarbonate roof.



Polycarbonate roofing panels are a lightweight yet durable building material that is ideal for a variety of do-it-yourself projects. These translucent panels are available in many light transmissions and colors – from clear to bronze. Whether you're looking for plenty of natural light or shade from the midday sun, there is a polycarbonate panel that will fit your needs.

- Decks & Patios
- Porches & Outdoor Rooms
- Gazebos & Pergolas

AmeriLux stocks a broad range of multiwall and corrugated polycarbonate panels. Contact our highly qualified team of sales and customer service professionals today. We specialize in turning project ideas into reality!




Q: What is the difference between corrugated and multiwall polycarbonate sheet profiles?

A. Corrugated polycarbonate is a single layer sheet with either a wave or box-type profile, similar in design to metal roofing sheets. Single layer polycarbonate sheeting is highly flexible but offers little heat retention.

Multiwall polycarbonate is made up of numerous layers and is characterized by a rectangular hollow structure 'flutes' that run the length of the sheet. The stagnant air trapped within the layers of the sheet acts as an insulator and reduces heat loss.

[More FAQs](#)

Polycarbonate Properties: Transmitted Light




WHAT IS LIGHT TRANSMISSION?

Light transmission is measured by the degree of light passing through a polycarbonate sheet without being absorbed or reflected. AmeriLux offers a variety of polycarbonate sheets with different percentages of light transmission. These high-performance sheets are perfect for a variety of indoor and outdoor glazing applications.

The structure, color, and thickness of a polycarbonate sheet will affect its light transmission. Make sure to choose the correct sheet for your specific application.

What features affect the light transmission of a multiwall sheet?



Structure


- Twin Wall
- Triple Wall
- 5X Wall

Thickness

6mm	16mm	20mm	32mm
8mm	10mm	25mm	40mm

Color

Clear - Direct Light	SoftLite - Soft Diffused Light
Opal - Ample Light	Bronze - Least Amount of Light



AMERILUX
FAMILY OF COMPANIES

Links of Interest

- [Redesigned to make the most of a site's limited footprint, Windsor Castle features a steel frame with an exposed concrete slab filled with glazing and polycarbonate](#)

panels.

- Drawing inspiration from its minimal waste menu, the interior of the Edit restaurant is filled with reclaimed materials including a wall made from wood and recycled polycarbonate.
- Designed for City Padel Milano, this racket-sport pavilion will be clad with semi-transparent polycarbonate on the ground floor and reflective aluminum along the top section.

Company Highlights

Give BIG Green Bay 2024

Last Wednesday, the Happily Ever After Animal Sanctuary (HEA) stopped by AmeriLux's headquarters in De Pere, Wisconsin with a limousine full of adorable puppies for a little snuggle and play time.

HEA was making stops at area businesses to bring awareness to the 7th annual 'Give BIG Green Bay' hosted by the Greater Green Bay Community Foundation and The Green Bay Packers Foundation.

The campaign provides local nonprofits serving Brown County with the opportunity to share their mission, raise funds, attract volunteers, and engage with the community. HEA was 1 of 50 local nonprofits participating in the fundraising event.

This year's 24-hour giving day raised \$3,040,107. These funds will go to a wide range of services including homelessness, food security, supporting disabilities, youth development, job training, law enforcement, and animal welfare. Since the Give BIG Green Bay event has launched, more than \$10.46 million has been raised for local nonprofits.

Thank you to all A-Team members who donated items to the HEA. Your generosity was greatly appreciated and will make a difference in these pets' lives!



Meet the A-Team

Employee Spotlight | Rob Paul

In March of 2023, Rob joined the A-Team as a Carwash Account Manager with AmeriLux International. His primary focus is with our EZ PVC wall and ceiling panels, helping customers in the car wash industry with takeoffs, product and installation questions, quotes, sales orders, and everything in between.

One of the things Rob enjoys most about his role is building and maintaining customer relationships. "I like that they can rely on me and trust me to get what they need done." He also likes being part of a great customer relations team; one where everyone is open to helping and supporting



each other.

When asked how he would define the culture at AmeriLux, Rob had this response: "I hear our culture statements in everyday conversations and see them in our actions like making a play or communication is our currency." He added by saying that everyone at AmeriLux is living out these statements in their daily work and interactions.

"In sales and customer service, first impressions are so important because it could make or break a sale."



"Is This A Great Country, Or What..?!"

"We celebrate our freedom and opportunity and look to the future with optimism. We believe in the power of happiness and positivity to produce outstanding results. We are intentional about cultivating creativity and innovation through optimistic, positive thinking."

February's Brand Ambassador: Monica Korinko
Market Manager - AmeriLux International

How We Succeed at AmeriLux

Upcoming Tradeshows

If you're planning on attending one of these upcoming shows in March, please visit our booth to learn more about our wide range of building materials and plastic sheet products. We'd love to learn more about your next project!

NFBA Expo

- Where: Des Moines, IA
- When: March 6 - 8
- Booth#: 132

62nd WPS Farm Show

- Where: Oshkosh, WI
- When: March 26 - 28
- Booth#: C5524

Come and check out the latest products and newest technologies in the building and agricultural industries!



The AmeriLux Family of Companies

[AmeriLux International](#)

[AmeriLux Transportation & Logistics](#)

[Shape Products](#)

[EZ PVC](#)



[Unsubscribe cgeiger@ameriluxinternational.com](#)
[Update Profile](#) | [Constant Contact Data Notice](#)

Sent by crichards@amerilux.ccsend.com powered by



Try email marketing for free today!