

Airplane Hangar Remodel "Polycarbonate Door Offers Clean Look"

Located in Walworth County, Wisconsin, Air Troy Estates is a close-knit flying community between the villages of East Troy and Mukwonago. This private use airport was established in 1974 and is registered with the FAA. For those who enjoy recreational flying, living at an airpark with your airplane right next door is a dream come true.

Jason Feyen moved to Air Troy Estates in 2017. He had pursued a career in aviation maintenance and received his pilot's license in 1993. Looking to get back into flying, Jason recently partnered with a neighbor in the airpark to purchase a Cessna 140. A single-engine, two-seat airplane equipped with conventional landing gear.

To say Jason's airplane hangar needed a 'little' TLC would probably be an understatement. The 2,400 square foot building is constructed of wood with a metal roof. The wood siding had weathered to a dull brown over the years and several large areas of paint had completely worn off.



The fiberglass hangar door was obviously beyond repair. It was discolored, dangerously wobbly, and the bottom cord had been damaged by strong winds. "I was mostly nervous about the wind," Jason said. "There were a lot of holes in the fiberglass panels that may or may not have been from children hitting baseballs or fielding grounders."

This past summer, Jason took on the task of giving his airplane hangar a much-needed facelift. He started with repairing and repainting the wood siding. He chose a rich dark blue that really stands out, giving the building a more modern look. "They're always painted brown or cream," said Jason. "I thought blue would be nice."



When it came time to replace the old fiberglass hangar door, Jason decided to use 10mm bronze multiwall polycarbonate panels. "The look and appearance of the polycarbonate panels is superior, and I believe I added rigidity that I did not have before with the corrugated fiberglass panels." Jason went on to say, "Weight was an extremely important consideration. The weight penalty was less than 30 pounds, well worth the cumulative stiffening in my opinion."

Jason described the installation of the multiwall panels and aluminum profiles as a bit challenging but mostly due to squaring up the existing hangar door. "The aluminum base and cap system worked well, the instructions were good, and Tony Newberry (AmeriLux Experience Specialist) helped me out when I didn't read all the instructions. Once we got the system down, the panel install time was reduced significantly."

The neighborhood response to the airplane hangar remodel has been overwhelmingly positive. Neighbors who have already installed polycarbonate panels on their hangar doors have told Jason they really like it. As well as other neighbors who say they like looking at the new hangar door a lot more than the old one!

“Three other neighbors had already used the bronze-colored polycarbonate panels on their hangar doors, and I liked the clean look.”

To learn more about the advantages of using polycarbonate glazing for your next project, please call 888-602-4441 to speak to a knowledgeable member of the AmeriLux A-Team.

Featured Product


LEXAN™ Multiwall Polycarbonate Panels

A well-established brand for over 40 years, LEXAN™ multiwall polycarbonate panels are extruded from LEXAN™ resin, a high-quality thermoplastic with superior mechanical, optical, and thermal properties.

This lightweight, high-performance panel offers high light transmission, remarkable impact resistance, and long-term weather resistance. In addition, the panel's multiwall construction provides outstanding thermal insulation and structural strength.

The versatility of the LEXAN™ multiwall polycarbonate panel makes it an ideal material choice for a wide range of glazing applications including greenhouses, pool enclosures, canopies, gazebos, wall partitions, carports, pergolas, sunrooms, and covered walkways.

LEXAN is a trademark of SABIC.



LEXAN™ multiwall polycarbonate panels are available in many structures, colors, coatings, and finishes.

[Visit Product Page](#)

DIY Tip of the Month

Polycarbonate Wood Shed

Not all home improvement projects require hiring a professional contractor. If you have the tools and some basic construction skills, building your own firewood shed is a cost-effective option to purchasing a pre-built storage building.




Durable yet light in weight, multiwall polycarbonate panels can be used to build both the walls and roof of a woodshed.

An outdoor shed built with polycarbonate will last for years, keeping your firewood stacked, dry, and ready to burn whenever you want to use your



Installation Temps?



Q: What is the best temperature for installing polycarbonate panels?

A: Seasonal temperature fluctuations will cause polycarbonate panels to expand and contract. Increases in temperature expand or lengthen panels while decreases in temperature contract or shorten panels. Planning for this thermal expansion before and during installation is very important.

Panels should be installed

fireplace or wood stove. Plus, you will recover extra storage space in your garage!


Multiwall polycarbonate panels are easy to handle, fabricate, and install with common household tools.

Contact us today for more product information and let's get this project started!


between 55°F and 70°F. Allowance must be made for both the length and width of a sheet at a rate of .04" per 1' per 100° temperature differentials. Bronze panels require an additional 30% space.

More FAQs

Fall Maintenance: Cleaning Polycarbonate Panels




Polycarbonate Panel Maintenance



Do you have a deck, pergola, hobby greenhouse, or pool enclosure that is covered with multiwall or corrugated polycarbonate? Fall is a wonderful time to do some annual maintenance to make sure your panels will last for many years.

During the summer months, pollen, bugs, leaves, and other debris will accumulate on the surface of your polycarbonate panels. Annual fall cleaning in accordance with product guidelines will help prolong the life of the panels and maintain their mechanical properties.

To clean panels: Gently rinse with mild household detergent, lukewarm water, and a soft sponge. Thoroughly rinse with clean water and dry to prevent water spotting. A little 'seasonal elbow grease' will keep your polycarbonate panels in excellent condition!



FALL Maintenance Tips

- Do not clean in direct sunlight
- Do not clean in hot temperatures
- Do not use abrasive cleaners or chemicals
- Never scrub w/brushes or steel wool
- Replace or repair damaged panels
- Only use a 100% silicone sealant

Links of Interest

- [Located in New York, the Staten Island Animal Care Center is clad with a translucent polycarbonate façade, providing an abundance of natural light for both the animals and staff.](#)
- [With views in all directions, Building B1 in London's Design District features a curvaceous silhouette and distinctive building materials, including bold, yellow-painted steelwork and polycarbonate cladding.](#)
- [The all-weather perforated metal and polycarbonate footbridge at the Towradgi railway station in New South Wales, Australia, provides customers with protection from the rain and wind.](#)

Company Highlights

AmeriLux Transportation Acquires Gilbert Freight

AmeriLux Transportation & Logistics, a full-service logistics, transportation and warehouse provider, is proud to announce it has acquired Gilbert Freight Services, Inc.



Gilbert Freight is a family-owned company based in Green Bay, Wisconsin. They have been

servicing customers throughout the state of Wisconsin since 1978. Over the years, Gilbert has carved out a reputation in the transportation industry, focused on safety and retention of drivers while providing high levels of service for its customer base.

The acquisition will double AmeriLux Transportation's fleet size in both trucks and drivers, adding box trucks to its diverse mix. In total, AmeriLux Transportation will have over 50 trucks, 60 drivers, and roughly 150 trailers.

[Read Article >> Green Bay Press Gazette](#)

Meet the A-Team

Employee Spotlight | Courtney Tauschek

Intrigued by family and friends who talked highly about their careers at AmeriLux, Courtney decided to seek out her own opportunity with the growing company. She has been an Account Manager for a year now and says joining the A-Team was the best career decision she ever made. "I remember feeling inspired by the content found on the careers page that this was a genuine company to work for."

As an Account Manager for AmeriLux International, Courtney says she feels lucky to be part of a great team and in a role that suits her well. "I have the opportunity to manage and grow relationships with our customers who purchase our building materials. It is rewarding to be able to provide excellent customer service that engages our customers into continuing to order from AmeriLux."

The AmeriLux culture statement that resonates the most with Courtney is "We'll be even better tomorrow". She went on to explain why this one speaks to her. "I feel that we will only continue to grow by facing challenges head on and look at these as an opportunity to make a positive impact to tomorrow through providing effective solutions."



"At the end of the day, people buy from people."

"We'll Be Even Better Tomorrow"



We do the basics really, really well as a first priority, but we aren't comfortable with the status quo. We are always learning in the service of winning. We challenge ourselves to continuously pursue the next step in growth, personally and professionally. We don't settle for today's success but use the magic of momentum to keep building a more successful tomorrow. "It's amazing what's possible when you don't know what's impossible."

September's Brand Ambassador: Seth Brady
Warehouse Manager - AmeriLux International

[How We Succeed at AmeriLux](#)

October Trade Shows

World Dairy Expo 2024

The World Dairy Expo is the largest dairy-focused tradeshow in the world and will feature more than 650 companies this year, bringing together the latest in innovation and technology. This is a must-attend event for everyone in the dairy industry.

[Show Details](#)



When: October 1st – 4th
Where: Alliant Energy Center, Madison, WI
Booth#: TC589-590

Northeast Regional Carwash Convention

Hosted by the CAR Wash Operators of New Jersey (CWONJ) this year, the Northeast Regional Carwash Convention will showcase a wide variety of exhibits featuring the latest products, equipment, and technology in the carwash business.

[Show Details](#)



When: October 7th – 9th
Where: Atlantic City Convention Center, Atlantic City, NJ
Booth#: 439

METALCON

An annual global event, METALCON is the tradeshow for designers, builders, contractors, and suppliers. Come explore the latest products, solutions, opportunities, and innovations related to the use of metal in design and construction.

[Show Details](#)



When: October 30th – November 1st
Where: Georgia World Congress Center, Atlanta, GA
Booth#: 615

The AmeriLux Family of Companies

[AmeriLux International](#)
[AmeriLux Transportation & Logistics](#)
[Shape Products](#)
[EZ PVC](#)



AmeriLux International LLC | 1300 Enterprise Drive | De Pere, WI 54115 US

[Unsubscribe](#) | [Update Profile](#) | [Constant Contact Data Notice](#)



Try email marketing for free today!